


# School Nurse Dashboard


**Karlee Dana, BSN, BA, RN-** [kdana@lexingtonma.org](mailto:kdana@lexingtonma.org)

**Jacqui Falco, MSN, BSN, BA, RN-** [jfalco@lexingtonma.org](mailto:jfalco@lexingtonma.org)



## What is a School Nurse Dashboard?

- A School Nurse Dashboard is an online database that holds all pertinent documents and information that a Nursing Team needs to accomplish their everyday tasks.



## Benefits of a School Nurse Dashboard

- Streamline communication
- Easy to use
- Organization
- Time-saving




## What our colleagues are saying

“The dashboard consolidates relevant information, provides a quick and accessible overview, and enables users to make informed decisions efficiently. This streamlined access allows us more time to provide high-quality clinical care to our students and staff.”

“I love the Dashboard because it is a virtual Rolodex/file cabinet of important information I use on a daily basis and reference materials. Easy access and time saver.”

“Being new to school nursing, the dashboard helps provide me with all the resources I need. It is very well organized that I can easily find what I need to answer my questions.”



# Example of a School Nurse Dashboard

NEW Request for Reimbursement

LPS Nurse Dashboard

Home Additional School Nurse Reso... LPS School Nurse External We...

The dashboard features a grid of service tiles on the left and a calendar on the right. The tiles include:

- Lexington Email (Google Mail icon)
- SNAP (SNAP Health Center icon)
- Student Information System (Aspen icon)
- Health Services Contact Info (Nurse icon)
- Standing Orders SY2023-24 (Document icon)
- Exclusion from School Guidelines (Document icon)
- Academic Calendar SY2023-24 (School icon)
- Local Pediatricians (Document icon)
- Tech Service (School icon)

The calendar, titled "Shared Nurses Calendar", shows a weekly view for December 2023. It includes events such as "LCP Vision S", "Districtwide", "3:45pm LPS N", "10am Middle S", "12:45pm LHS", "1:45pm Resour", "2pm MIIS Sun", "9am 5th grade", "Staff Half Da", and "Schools Clos".

## LGBTQ+ Resources

The resources section contains eight tiles with the following titles:

- Safe Schools Program For LGBTQ Students (dese logo)
- Gender Snowperson Resource (Snowman icon)
- Gender Unicorn Resource (Unicorn icon)
- Gender Inclusive Language With Kids (LANGUAGE icon)
- Ready, Set, Respect! Elementary Toolkit (GLSEN logo)
- Creating Safe Schools (WELCOMING SCHOOLS logo)
- FAMILY ACCEPTANCE PROJECT (FAMILY ACCEPTANCE PROJECT logo)
- Double Rainbow Research Lab (Double Rainbow Research Lab logo)



# Additional Resources

Here are some tutorials that may help you:

[Columbia County School District](#)

[How to Create a Google Site for Teachers \(video\)](#)

[How to add Buttons \(these will be your links to documents\)](#)